

# THE CHALLENGE FOR TESTING CABLE&CONNECTOR UNDER HIGH-SPEED DIGITAL INTERFACE

Sam Tsai  
Application Engineer, Rohde & Schwarz Taiwan Ltd.

**ROHDE & SCHWARZ**

Make ideas real



COMPANY RESTRICTED

# AGENDA

- ▶ PCIe evolution & demand for cable and connectors
- ▶ Challenges of high-speed interconnect
- ▶ Cable connector assembly specification
- ▶ R&S automated VNA solution



# AGENDA

- ▶ PCIe evolution & demand for cable and connectors
- ▶ Challenges of high-speed interconnect
- ▶ Cable connector assembly specification
- ▶ R&S automated VNA solution



# PCIe SPECIFICATION EVOLUTION

(GT/s x Lanes) / 8 = GB/s

PCIe Revision	Year	Transfer Rate	Encoding	Modulation	Lanes				
					x1	x2	x4	x8	x16
		GT/s			GB/s	GB/s	GB/s	GB/s	GB/s
<b>1.0</b>	2003	2.5	8b/10b	NRZ	0.25	0.50	1.0	2.0	4.0
<b>2.0</b>	2007	5.0	8b/10b	NRZ	0.50	1.0	2.0	4.0	8.0
<b>3.0</b>	2010	8.0	128b/130b	NRZ	0.98	1.97	3.94	7.88	15.8
<b>4.0</b>	2017	16.0	128b/130b	NRZ	1.97	3.94	7.88	15.8	31.5
<b>5.0</b>	2019	32.0	128b/130b	NRZ	3.94	7.88	15.8	31.5	63.0
<b>6.0</b>	2021	64.0	1b/1b	PAM4	8.0	16.0	32.0	64.0	128.0
<b>7.0</b>	tbd	128.0	1b/1b	PAM4	16.0	32.0	64.0	128.0	256.0

# WHY ARE CABLES & CONNECTORS NEEDED?

## ► Dynamic Resource Requirements

- Modern applications have dynamic resource requirements, addressed by modular computing architectures

## ► Key challenge


- managing massive data transfer between computers and devices resources

## ► Growing Demand

- high-speed cables & connectors supporting technologies like IEEE802.3 Ethernet, PCIe, USB, HDMI, DisplayPort...

## ► Widespread adoption

- High-speed interconnects are widely used in various applications, including data center, consumer electronics, industrial IoT, 5G...



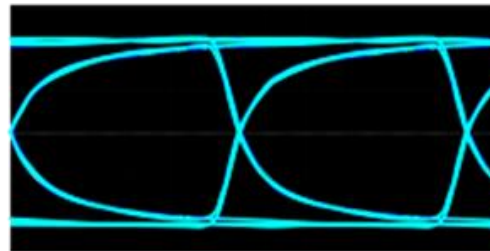
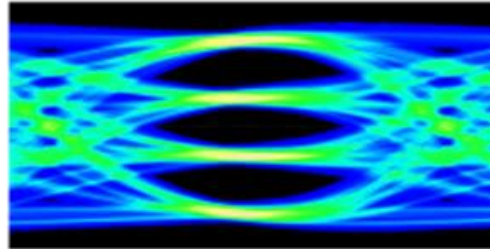
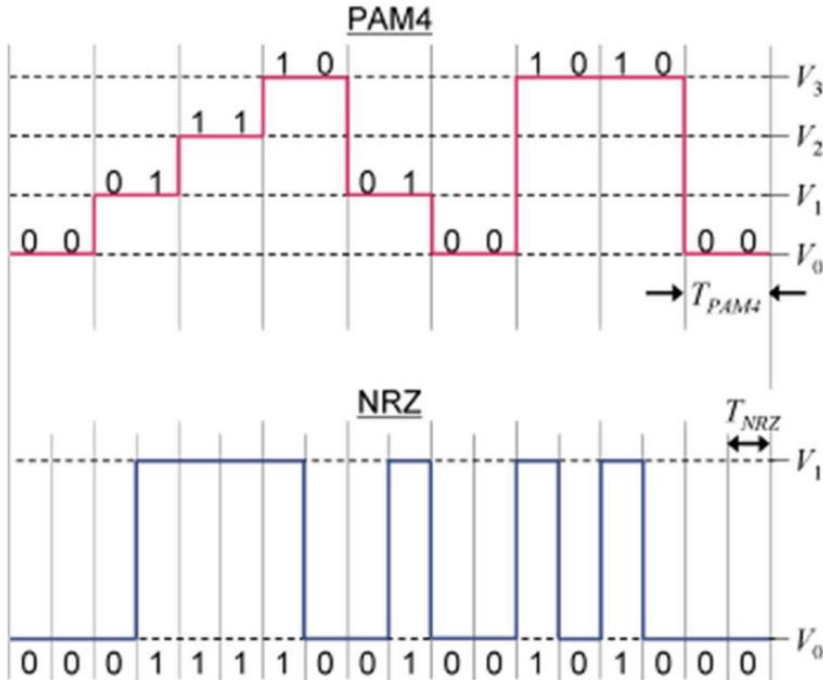
# AGENDA

- ▶ PCIe evolution & demand for cable and connectors
- ▶ Challenges of high-speed interconnect
- ▶ Cable connector assembly specification
- ▶ R&S automated VNA solution



# MORE SENSITIVE TO NOISE AND CROSSTALK

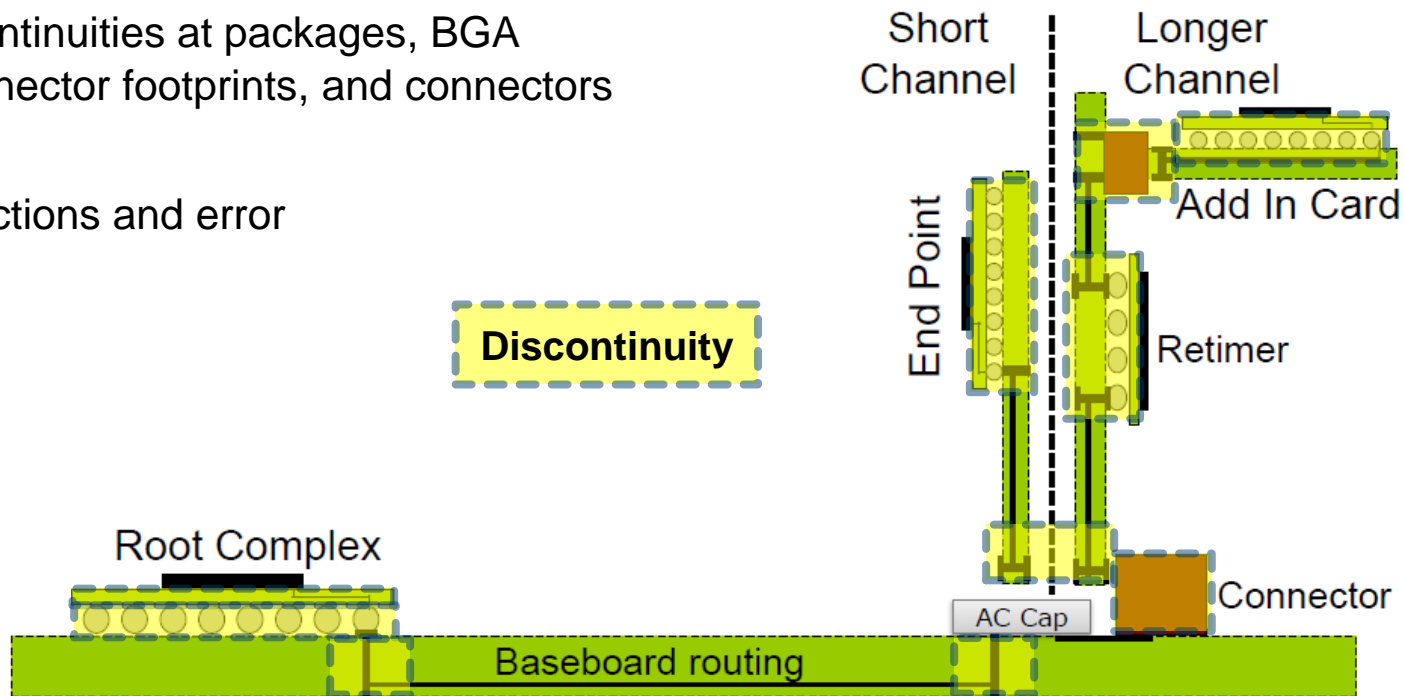
## PAM4 VS. NRZ



- 1/3 eye high
- SNR (signal to noise) drop by 9.5dB for PAM4  
 $20 \cdot \log(1/3) = -9.54$

# IMPEDANCE DISCONTINUITIES

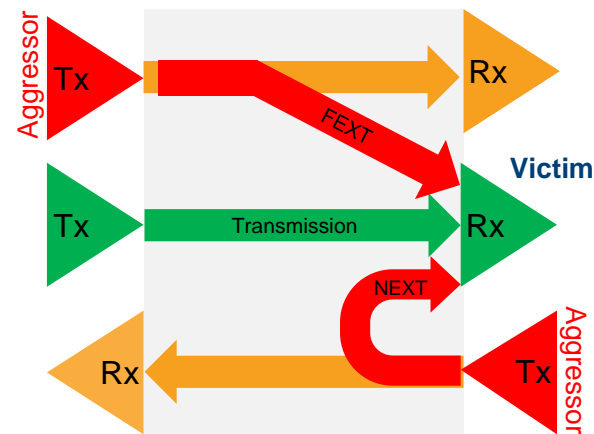
- ▶ Impedance discontinuities at packages, BGA launch, vias, connector footprints, and connectors
- ▶ They cause reflections and error






# MULTIPLE AGGRESSORS AND HIGHER CROSSTALK

- ▶ Traditional cables are flat and have large form factor
- ▶ New connectors and cables are introduced being more compact and more dense
- ▶ Victim lanes have multiple significant aggressors



Type-C fixture



Riser cable

Reference: internet



MCIO cable

Amphenol



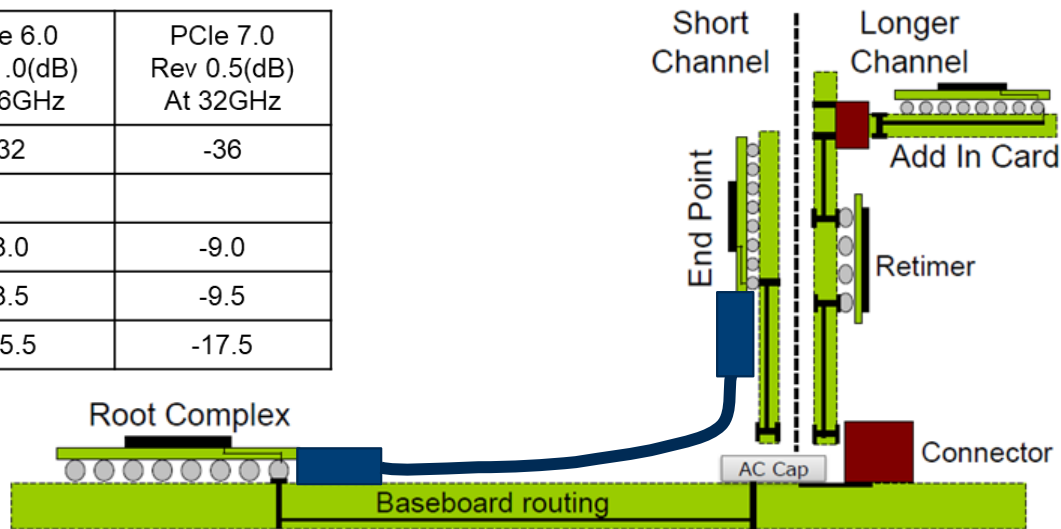
Array cable

Samtec

# TIGHTER PCB LOSS BUDGET IN PCIE

- ▶ Losses and frequency response of PCB material specified in standard
- ▶ PCB loss/inch requirement is below 1dB/inch at 16 GHz for gen 6.0

Loss Parameter	PCIe 5.0 Rev 1.0(dB) At 16GHz	PCIe 6.0 Rev 1.0(dB) At 16GHz	PCIe 7.0 Rev 0.5(dB) At 32GHz
Pad-to-Pad Loss	-36	-32	-36
Root Complex (RC)	-9.0	-8.0	-9.0
Add-in-Card (AIC)	-9.5	-8.5	-9.5
System	-17.5	-15.5	-17.5



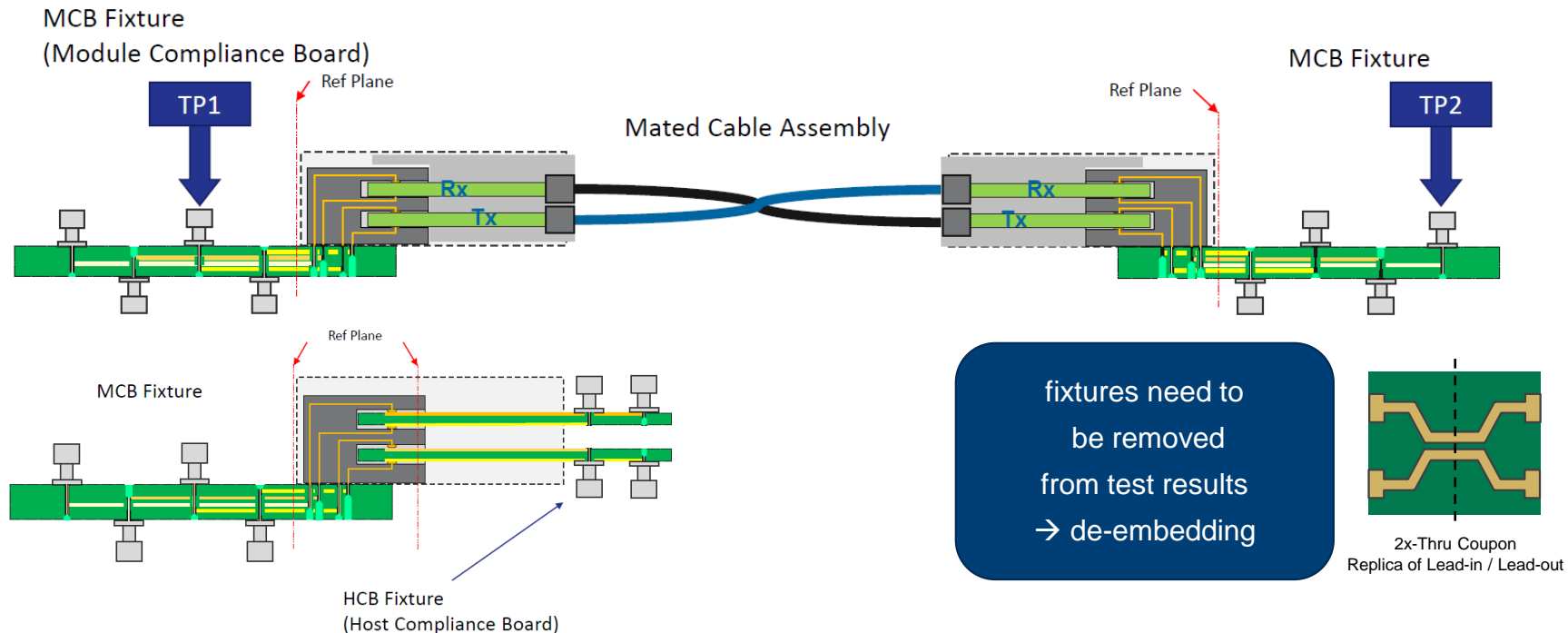
# AGENDA

- ▶ PCIe evolution & demand for cable and connectors
- ▶ Challenges of high-speed interconnect
- ▶ Cable connector assembly specification
- ▶ R&S automated VNA solution



# REFERENCE PLANE DEFINITION

## EXAMPLE: PCIe 5.0 / 6.0 INTERNAL AND EXTERNAL CABLES

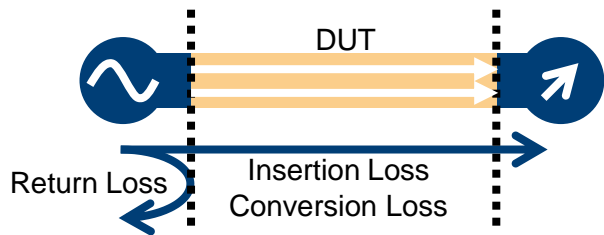


Source: PCI-SIG Electrical Work Group (EWG): PCIe 5.0/6.0 External Cable Specification

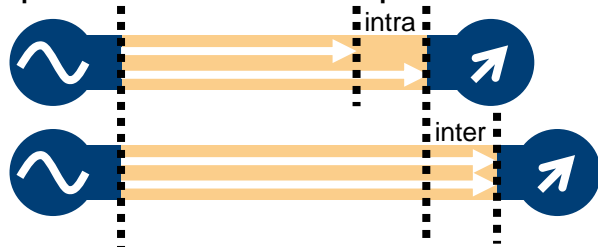
# HIGH-SPEED INTERCONNECT TEST ITEMS

## BASIC TEST ITEMS

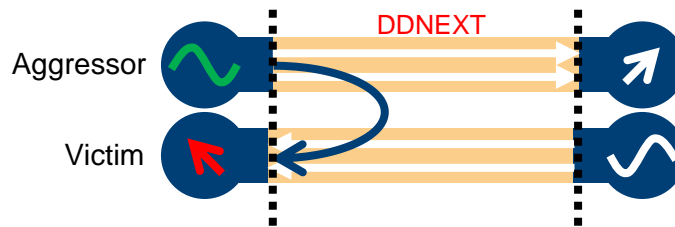
- ▶ Differential Insertion Loss (DDIL)
- ▶ Differential Return Loss (DDRL)
- ▶ Differential-to-Common Mode Conversion Loss



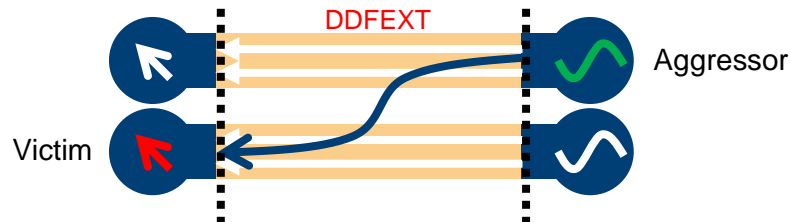
- ▶ Inter-pair Skew and Intra-pair Skew



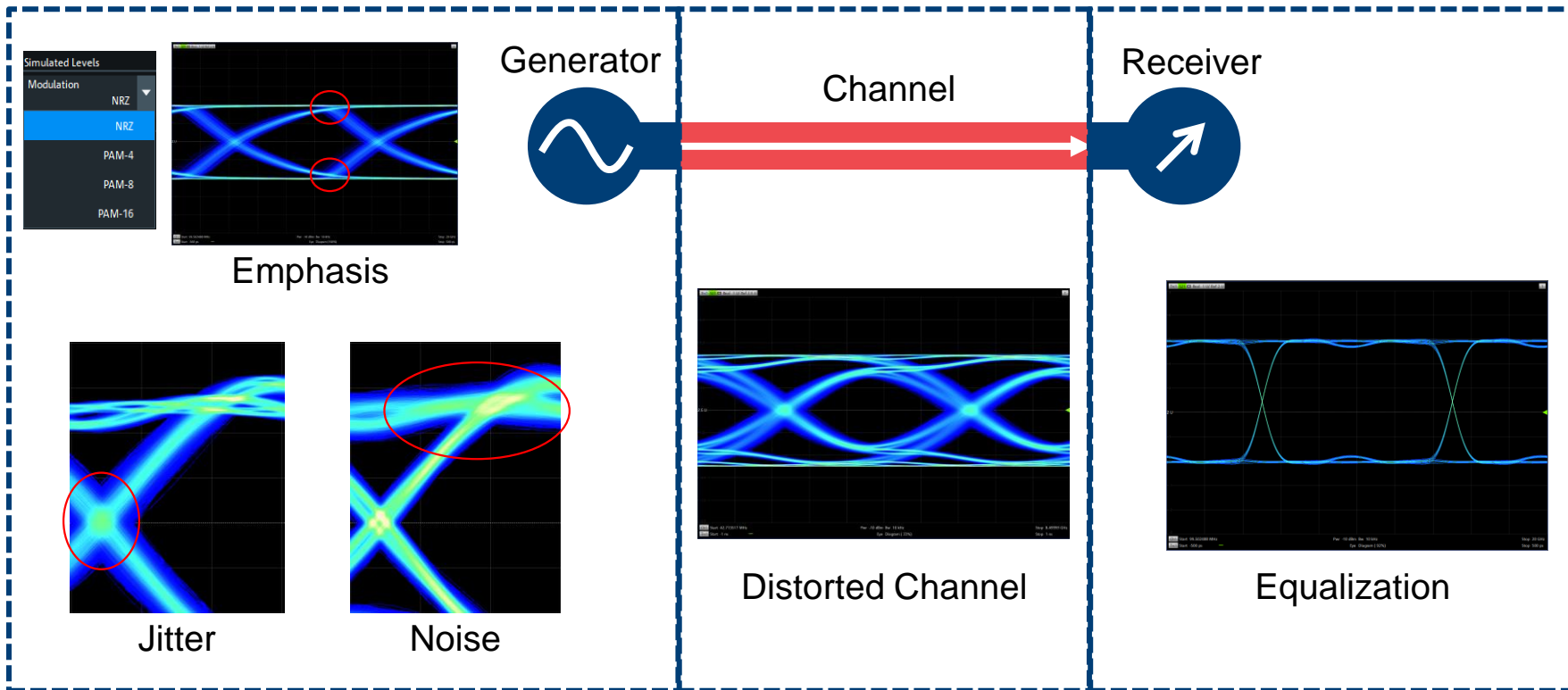
- ▶ Differential Near End Crosstalk (DDNEXT)



- ▶ Differential Far End Crosstalk (DDFEXT)



# EYE DIAGRAM

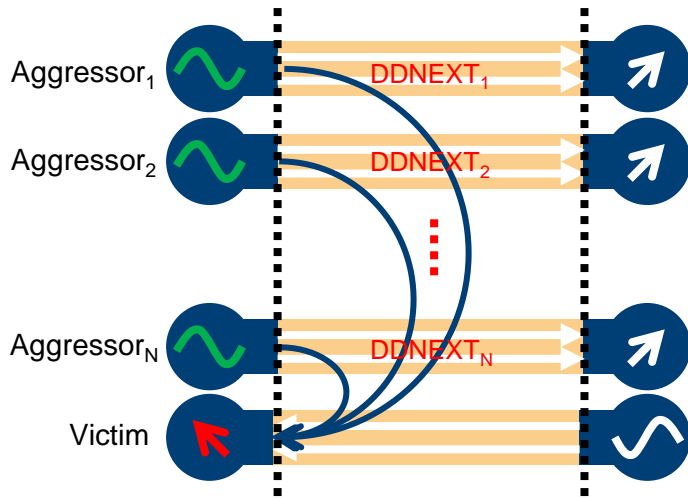


# HIGH-SPEED INTERCONNECT TEST ITEMS

## ADVANCED TEST ITEMS

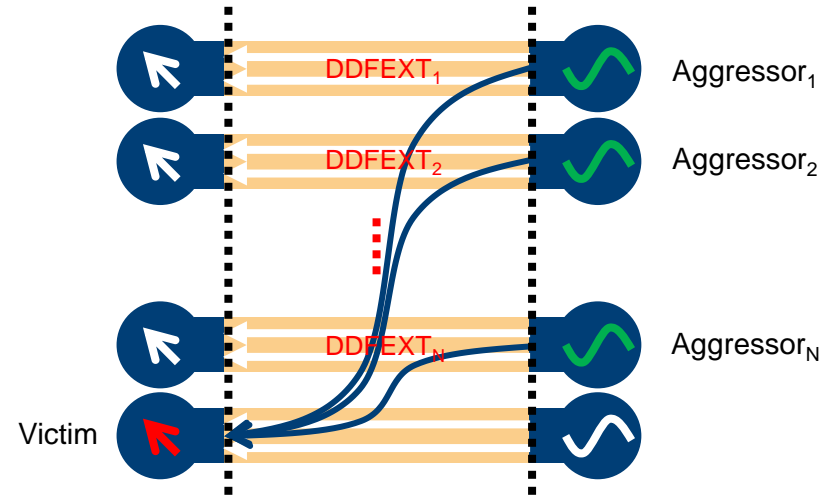
- ▶ Multiple Disturber Near End Crosstalk (MDNEXT)

Linear form: 
$$\text{MDNEXT}(f) = \sum_{i=1}^N \text{DDNEXT}_i(f)$$



- ▶ Multiple Disturber Far End Crosstalk (MDFEXT)

Linear form: 
$$\text{MDFEXT}(f) = \sum_{i=1}^N \text{DDFEXT}_i(f)$$

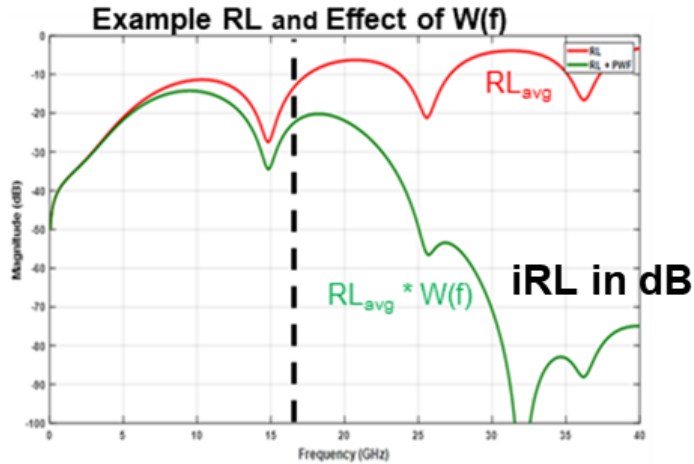


# HIGH-SPEED INTERCONNECT TEST ITEMS

## ADVANCED TEST ITEMS

### iRL

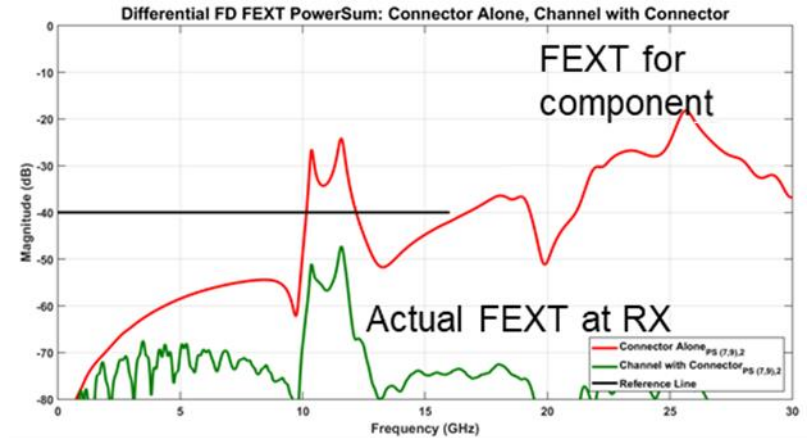
integrated Return Loss metric



courtesy of Samtec

### ccICN


component contribution Integrated Crosstalk Noise



courtesy of Samtec



# TEST FIXTURES DE EMBEDDING

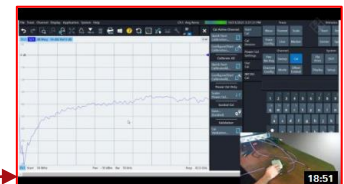


- Single Lane Fixture characterization recommended to be run up front by means of a single VNA K220.
- Test Fixtures may contain different 2x coupons due to different layers.
- At the moment best results being obtained by means of ISD with impedance correction.

[De embedding video tutorial](#)

„De-embedding and measuring PCIe5 connector with R&S VNA“

[https://www.rohde-schwarz.com/de/produkte/messtechnik/netzwerkanalysatoren/rs-zna-vektornetzwerkanalysatoren\\_63493-551810.html](https://www.rohde-schwarz.com/de/produkte/messtechnik/netzwerkanalysatoren/rs-zna-vektornetzwerkanalysatoren_63493-551810.html)

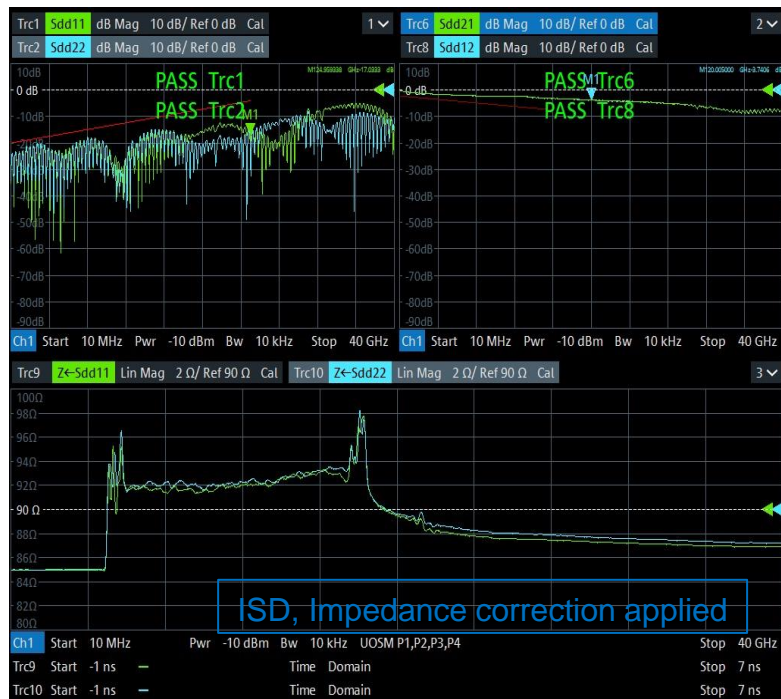


De-embedding and measuring a PCIe5 connector with R&S VNA

By reference to settings and measurements with a vector network analyzer R&S ZNA we are demonstrating the de-embedding process of a PCIe5 connector integrated in a test fixture.

# REF-224260-2.40-01 SI-FLY FLYOVER EVALUATION KIT

Measurements run on ZNB40 FW 3.60, single lane



# AGENDA

- ▶ PCIe evolution & demand for cable and connectors
- ▶ Challenges of high-speed interconnect
- ▶ Cable connector assembly specification
- ▶ R&S automated VNA solution



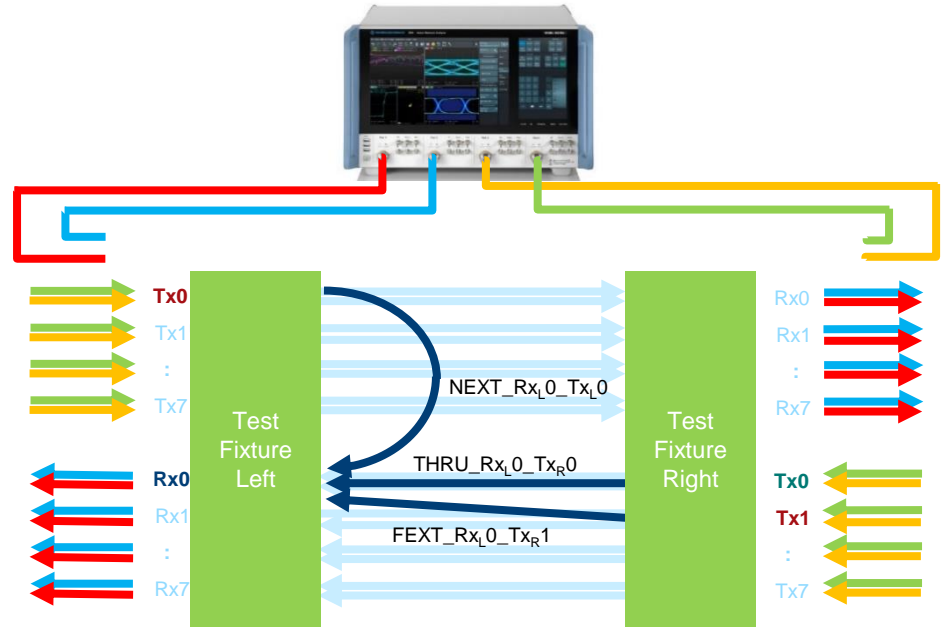
# VERIFICATION OF CABLES AND CONNECTORS WITH VECTOR NETWORK ANALYZER

## ► Required measurements:

- Insertion loss Sdd21
- Return loss Sdd11 and Sdd22
- Near-end crosstalk (NEXT)
- Far-end crosstalk (FEXT)
- Mode conversion (Scd21)

## ► Postprocessing:

- Integrated return loss iRL
- Power sum MDNEXT and cclCN<sub>NEXT</sub>
- Power sum MDFEXT and cclCN<sub>FEXT</sub>
- Intra-pair skew: EIPS
- Inter-pair skew (lane-to-lane)
- Channel operation margin COM
- etc ...



Example PCIe x8 cable


Testing with 4 port VNA requires multiple 4-port measurements

# VERIFICATION OF INTERCONNECT

## MEASUREMENT CONSIDERATIONS

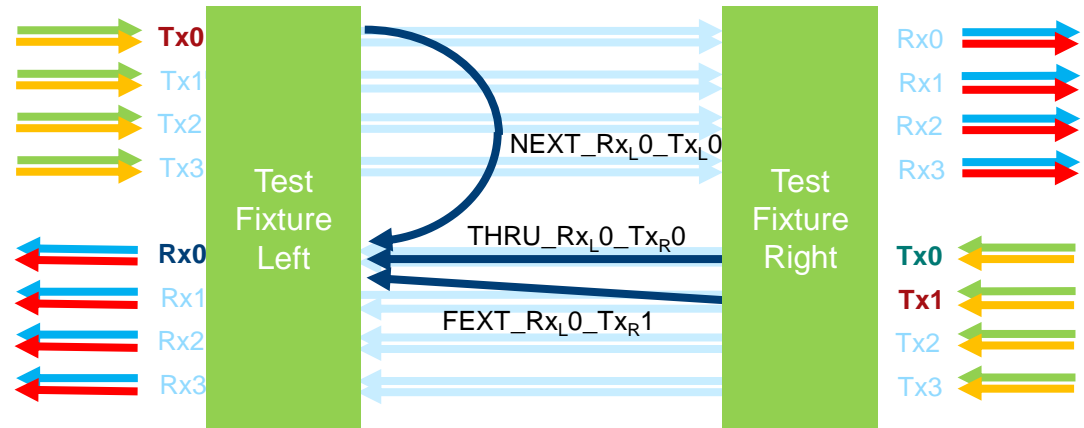
### Measurements:

automation with switch matrix:



16 16 16 16 example for PCIe x8  
total test port = 64 ports

	x4	x8	x16
number of lanes (Tx + Rx)	4 Tx + 4 Rx	8 Tx + 8 Rx	16 Tx + 16 Rx
number of ports for full testing (all lanes and all crosstalk combinations)	32	64	128
number of 4-port measurements for full testing (all lanes and all crosstalk combinations)	8 x THRU 4 x 4 = 16 x NEXT_L 4 x 4 = 16 x NEXT_R 3 x 4 = 12 x FEXT_L 3 x 4 = 12 x FEXT_R total: 64 4-port meas.	16 x THRU 8 x 8 = 64 x NEXT_L 8 x 8 = 64 x NEXT_R 7 x 8 = 56 x FEXT_L 7 x 8 = 56 x FEXT_R total: 256 4-port meas.	32 x THRU 16 x 16 = 256 x NEXT_L 16 x 16 = 256 x NEXT_R 15 x 16 = 240 x FEXT_L 15 x 16 = 240 x FEXT_R total: 1024 4-port meas.

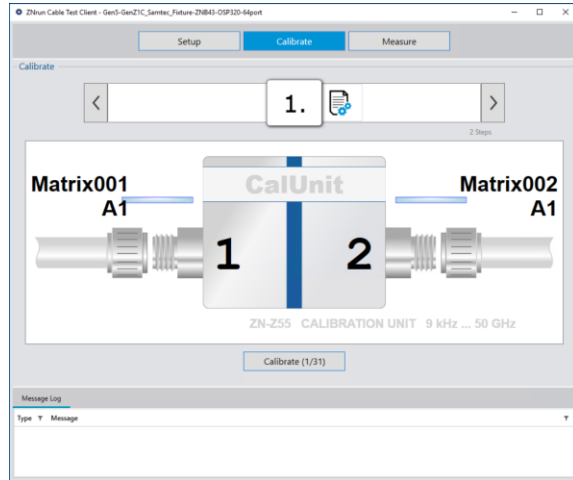


# VERIFICATION OF INTERCONNECT CALIBRATION CONSIDERATIONS


## Calibration:

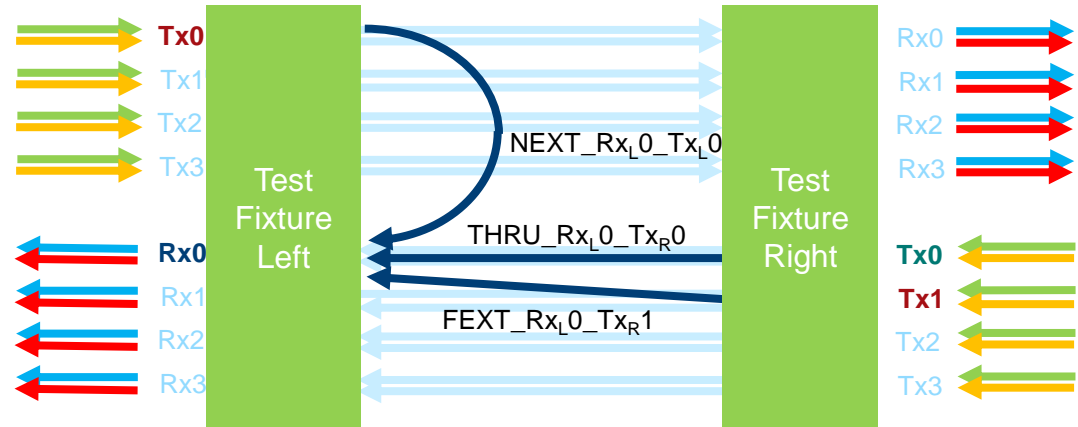
automation of calibration

example for PCIe x4 w. R&S ZNrun




Calibration algorithm patent filed

	x4	x8	x16
number of lanes (Tx + Rx)	4 Tx + 4 Rx	8 Tx + 8 Rx	16 Tx + 16 Rx
number of ports for full testing (all lanes and all crosstalk combinations)	32	64	128
number of 4-port measurements for full testing (all lanes and all crosstalk combinations)	64 4-port groups:	256 4-port groups:	1024 4-port groups:
standard calibration (3 connections per 4-port)	64 x 3 = 192	256 x 3 = 768	1024 x 3 = 3072
<b>optimized calibration</b> 	<b>31</b>	<b>63</b>	<b>127</b>



# ROHDE & SCHWARZ AUTOMATED TEST SOLUTION

- ▶ **Victim-based** methodology with unique **efficient** calibration algorithm.
- ▶ Post-processing is done according to PCIe standards.
- ▶ Report is generated automatically.
- ▶ Customized operation with **Allion's software platform**.



# Thanks for your time!

RSTW Application Engineer  
Sam Tsai

[sam.tsai@rohde-schwarz.com](mailto:sam.tsai@rohde-schwarz.com)  
Phone: (02) 2657 2668 ext. 317  
Mobile: 0927 578 080

**ROHDE & SCHWARZ**

Make ideas real



COMPANY RESTRICTED